

Fig. 5-5 bis.

Fig. 6-6 bis.

Fig. 7-7 bis.

Fig. 8-8 bis.

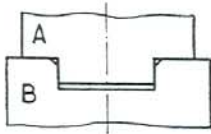


Fig. 9.

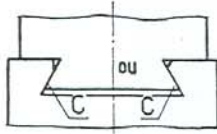


Fig. 10-10 bis.

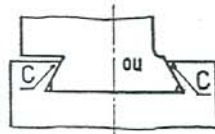


Fig. 11-11 bis.

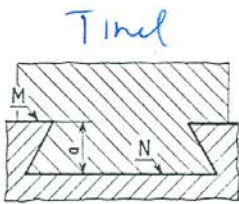


Fig. 12.

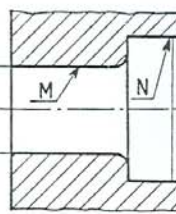


Fig. 13.

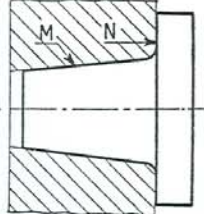
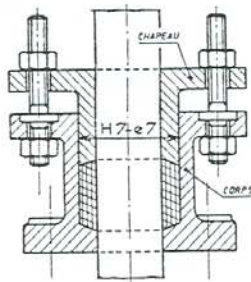
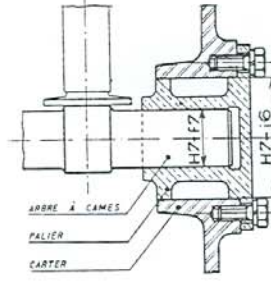


Fig. 14.

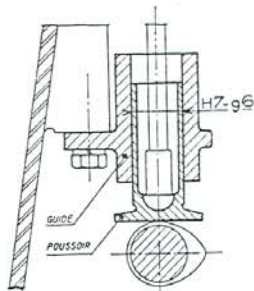
Attention! Ces trois figures montrent des dispositions constituant des fautes de construction à cause des portées surabondantes et des contacts dans les angles et sur les canalés.



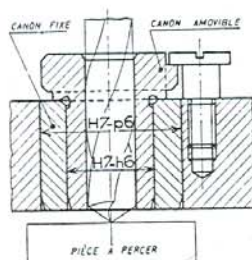
Press garniture



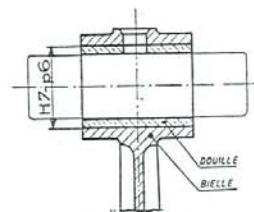
Palier d'arbre à cames



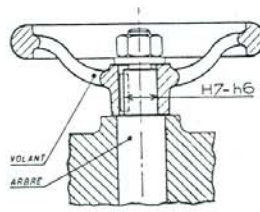
Poussoir de culbuteur



Canons de perçage



Pied de bielle



Volant de manoeuvre